

BICHON FRISE

BICHON FRISE

Head Study

General Description


Their expression is friendly and alert. The topknot, ears and muzzle all lend themselves to a balanced, well rounded head style with no broken lines. The dark eyes and nose are at the center of the head. The eyes are deep set. The ear feathering is equal in length to the nose.

Shape the top of the head into an smooth, even extension of the skull. The coat is softly rounded with curved shears to create a well formed head style that balances with the overall trim and blends into the neck. There are no breaks over the ears.

Bevel the topknot line steeply so it is very short right above the eyes, getting longer as it moves out and away from the eyes. Bevel area does not exceed much beyond the outside corners of the eyes.

Once the ear length is trimmed to the end of the nose, the amount of fur left on the jaw will be determined. The ears and jawline should be equal. Round the jawline with large, curved shears. The coat at the end of the muzzle will be beveled to blend with the longer coat of the jaw.

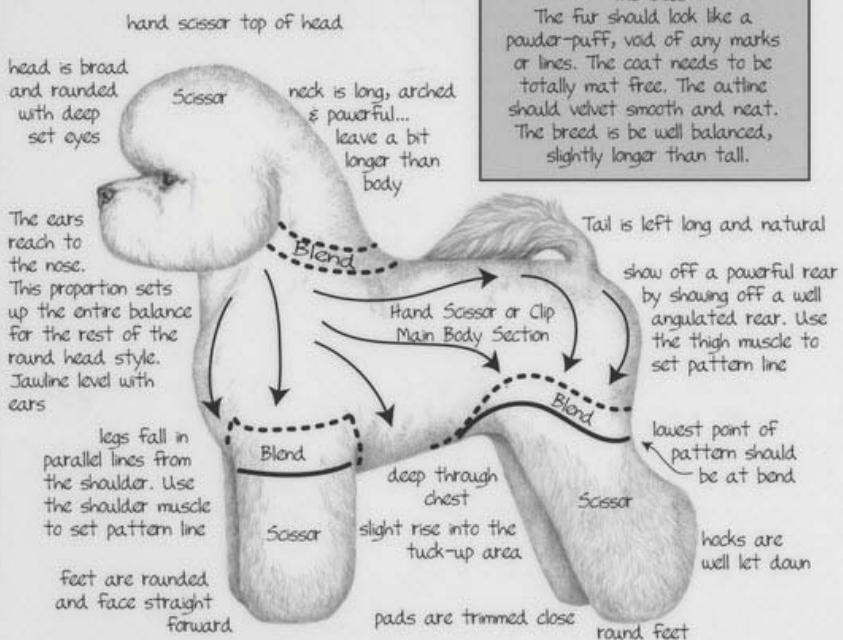
The throat is clipped with the same blade used on the body or it can be slightly shorter.



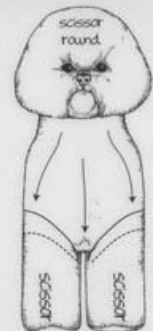
The only way to get the correct look and size for the Bichon head style is to leave the neck fuller, blending the rounded topknot into the crested neck. The fuller neck will extend to the withers area based on the conformation of the pet and the length of the trim. The longer the trim, the farther the neck line will extend. The fuller coat on the neck should look very natural, enhancing a long neck and upright head style.

Softly round the ends of the ears to the length of the nose. The top of the ear should blend seamlessly into the topknot without any lines or indentations.

The Bichon Frise is an active, happy little dog with great enthusiasm for life. Everything about the look of this breed is soft and rounded, thus earning them the label of a "powder-puff." Their bodies are compact, yet they are longer than they are tall. The fun loving, curious expression is set off by deep dark eyes and a dark nose. The coat is curly and dense and considered non-shedding. Their color is always white, but a small amount of cream or buff is allowed.



-The Goal-
The fur should look like a powder-puff, void of any marks or lines. The coat needs to be totally mat free. The outline should velvet smooth and neat. The breed is well balanced, slightly longer than tall.



The eyes and nose are at the center of the round head piece. Ears are level with the jaw line. At transition points between the body and the legs, blend the lines so they are invisible. The legs should fall into straight columns, from the body to the rounded feet, when view from the front or rear. There are no breaks in the pattern anywhere on the dog.



Either hand scissor the entire dog or use a guard comb to set the basic pattern. Pet dogs can be modified into shorter trim styles using the same basic pattern.